

2019 Federal election result  
338 seats, 170 for a majority



PARTY	Proportional	LEADING AND ELECTED	ELECTED SEATS	POPULAR VOTE	CHANGE IN SEATS
● LIBERAL	112	157	156	33%	-20
● CONSERVATIVE	115	121	121	34%	+26
● BLOC QUÉBÉCOIS	27	32	32	8%	+22
● NDP	54	24	23	16%	-15
● GREEN	24	3	3	7%	+1
● OTHERS		1	1	1%	-13
● PEOPLE'S		0	0	2%	-1

Conclusion: forming a majority would be more difficult under a proportional voting system - 3 parties needed

# PROVINCIAL BREAKDOWN

NL




NS




PE




NB



QC



ON



MB




SK



AB



BC



NU



NT



YT

